

Assembly / Extended Corner Bullet Shaped Desk - Right
(29 1/2,41 "D x 71 "W x 29 1/2 "H,1050Dx1800Wx750H)

1

worksurface panel

B*7

right side panel

A B D E

A*3

B*4

D*2

E*2

half gable

A D E

D*1

A*3

E*3

modesty panel

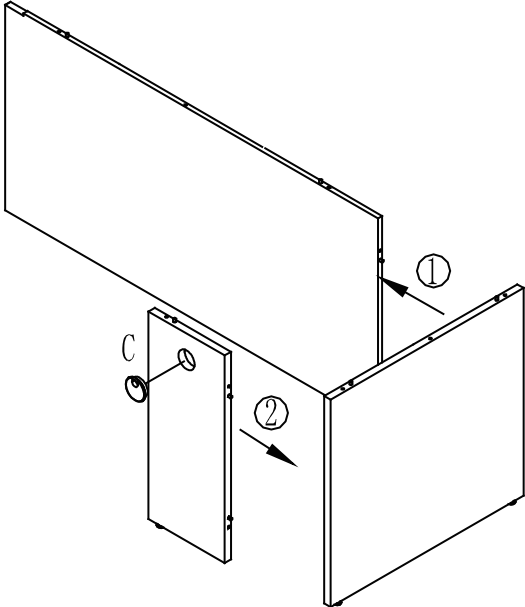
A E

A*5

E*4

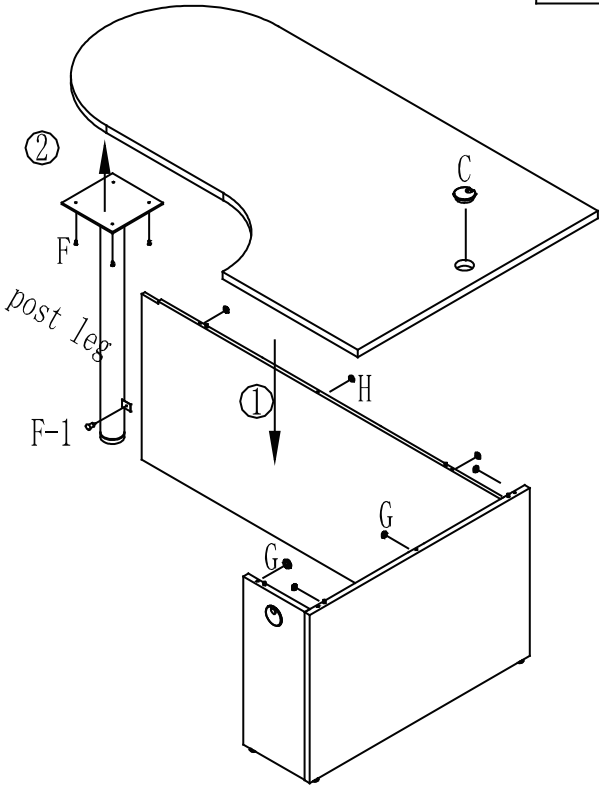
Assembly / Extended Corner Bullet Shaped Desk - Right
(29 1/2,41"D x 71"W x 29 1/2"H,1050Dx1800Wx750H)

2



C*1










3



G*6H*5F*5F-1*5C*1

finished product

Hardware

| NO. | sample. pc | name | QTY |
|-----|---|----------------|-----|
| A |  | Cam | 11 |
| B |  | Connector | 11 |
| C |  | Grommet | 2 |
| D |  | Glide | 3 |
| E |  | Dowel | 9 |
| F |  | Screw (ST4*20) | 4 |
| F-1 |  | Screw (ST4*13) | 1 |
| G |  | Cam lid (deep) | 6 |
| H |  | Cam lid (low) | 5 |